

**MEGA
BLOKS**

HALO



97115

UNSC Mantis • Mantis de CENU • Mantis du CSNU
VNWK Mantis • UNSC Mantis • Mantis UNSC • Mantis da UNSC

UNSC Mantis

The UNSC Mantis is the new multi-purpose battle mech that can turn anyone into an unstoppable one-man army. Its reinforced front facing armor helps protect of the UNSC Spartan Warrior inside, while the heavy machine gun and 5-tube missile launcher makes short work of enemy units.

Mantis de CENU

El mantis de CENU es la nueva mecha multipropósito que puede convertir a cualquiera en un imparable ejército de un solo hombre. Su armadura delantera reforzada ayuda a proteger al guerrero CENU Spartan que se encuentra dentro, mientras que la ametralladora pesada y un lanzador de misiles de 5 tubos eliminan a las unidades enemigas en poco tiempo.

Mantis du CSNU

Le Mantis du CSNU est le nouveau robot de combat polyvalent capable de transformer n'importe quel soldat en armée redoutable. Son armure frontale renforcée aide à protéger le Guerrier Spartan du CSNU à l'intérieur, tandis que la mitrailleuse de haut calibre et le lance-missiles à 5 tubes anéantissent rapidement les forces ennemies.

VNWK Mantis

Der VNWK Mantis ist der neue Mehrzweck-Kampf-Mech, der jeden in eine unaufhaltbare Ein-Mann-Armee verwandeln kann. Seine verstärkte Frontrüstung trägt zum Schutz des VNWK Spartan im Inneren bei, während das schwere Maschinengewehr und der 5-Rohr-Raketenwerfer mit gegnerischen Einheiten kurzen Prozess macht.

UNSC Mantis

De UNSC Mantis is het nieuw veelzijdig gevechtsmechanisme dat iedereen verandert in een onstuitbaar eenmansleger. Zijn krachtige wapenuitrusting beschermt de UNSC Spartan-strijder, terwijl het zware machinegeweer en de raketlanceerder met 5 raketwerpers korte metten maakt met vijandelijke eenheden.

Mantis UNSC

Il Mantis UNSC è il nuovo mech da battaglia multiuso che permette a chiunque di diventare un inarrestabile esercito formato da un solo uomo. L'armatura anteriore rinforzata protegge il Guerriero Spartan UNSC al suo interno, mentre la mitragliatrice pesante e il lanciamissili composto da 5 tubi di lancio permettono di liquidare le unità nemiche.

Mantis da UNSC

O Mantis da UNSC é o novo mecanismo de batalha multiuso que transforma qualquer um em um exército incontrolável de um homem só. Sua armadura de frente reforçada ajuda a proteger o Guerreiro UNSC Spartan que estiver dentro, enquanto a pesada máquina de tiros e lançador de mísseis de 5 tubos avassalam o trabalho das unidades inimigas.



**MEGA
BLOKS**

HALO



Register for the Halo Bloks Brigade!
Apuntate a la brigada Halo Bloks!
Enrolez-vous dans la Brigade Halo Bloks!
Registriere dich fur die Halo-Bloks Brigade! • Schrijf je in voor de Halo Bloks Brigade!
Effetua la registrazione per la Brigata dei Blok Halo! • Regista-te para a Brigada Halo Bloks!

halo.megabloks.com

2X MAI13KX
3X MII13W
3X MAI13AKD
4X AMI8560AKD
4X AMI7003APD
2X AMI9197IKX
1X MA07223APD
10X MA03328APD
6X AMI9999APD
2X MAI140APD
2X AMI8240APD
10X MA04428APD
4X MA04428F
4X AMI7201APD
4X AMI7127APD
1X MAI5258APD
1X AMI9062AKD
2X AM08412IKX
1X AMI6303AKD
7X MA0910AKD
6X AM09129AKD

1X AM01793AKD
1X AM01793F
4X AM07629APD
2X MAI086F
1X AMI8286F
3X MA09198APD
5X MA09198F
3X MA02250IAPD
1X MA02250IAKD
4X MA07590APD
2X MA07590F
20X MA09393APD
3X MA09393F
4X AMI6680APD
4X AMI6954APD
2X MAI166F
4X AM72002APD
2X AMI6649AKD
1X AMI6649F
6X AMI8232APD

3X AMI8272AKD
2X AMI8272APD
2X AMI8549APD
4X MA03019AKD
2X MA03019APD
2X MA03019APD
2X AMI6679APD
2X MA04430AKD
4X MA04430APD
4X AMI8665APD
4X AMI8666APD
6X MAI5484APD
5X AMI8293APD
1X MA09013AKQ
1X MA09013F
3X MA09013APD
1X AMI7160AKD
3X AMI7160F
1X AMI8601APD

2X AMI7153F
3X AMI6843F
1X AMI8223APD
1X AM09835APD
1X AM02050AKD
1X AM02215AKD
10X AMI8543APD
2X MA0948F
10X MA0948APD
8X MAI146APD
1X MAI146AKD
1X MA03773AKD
4X MA03773AKQ
14X MA03773APD
2X AM73233APD
2X AM73233APD
5X AM09106APD

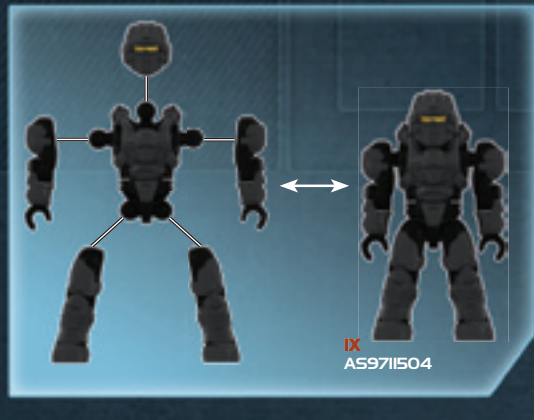
3X MAI8328AKD
1X MAI8329APD
7X MAI141APD
1X MAI154APD
23X MA09023AKD
2X MA09023AKQ
1X MA09023APD
1X AM07578F
2X AMI8254AKD
5X MAI314APD
2X AMI7073APD
2X AMI7074APD
1X MA03772F
6X MA03772APD

4X AM73225APD
8X AM73224F
6X AM73223F
2X AM73228F
2X AMI8231APD
4X MA04497APD
5X MA09838APD
4X MA09593APD
1X MA09593AKD
4X MA09593F
1X MAI889APD
1X AM0137F

1X L97151
4X MA06618AKD
1X AMI9383TS
1X A59711501
4X AMI8276AKD
3X MA09493AKD
5X MA09493APD
1X MA09593AKD
4X MA09593F
1X MAI889APD
1X AMI8736APD

4X MA07475F
10X MA07475APD
2X MA09292APD
2X AM73226APD
1X A59711505
1X AMI8234F
1X AMI8613APD
1X AMI8612APD
1X AM72647F
1X AMI8292AKD
2X AMI7055F
2X AMI5027F

1X AM73235APD
1X AM73227APD
1X A59711503
1X AMI6630APD
1X AMI6629APD
2X MA08483F
1X A59711502
2X A59711506
1X AM73230APD



- EN** Please read these instructions carefully before first use and keep them for future reference.
- FR** Il est recommandé de lire attentivement ce feuillet avant la première utilisation et de le conserver pour référence future.
- ES** Leer estas instrucciones cuidadosamente antes de la primera utilización y guardarlas para referencia futura.
- DE** Die Gebrauchsanleitung bitte durchlesen und aufbewahren.
- NL** Wij raden u aan deze handleiding zorgvuldig te lezen en te bewaren voor eventuele raadpleging op een later tijdstip.
- IT** Leggere le istruzioni prima di cominciare ad usare il gioco e conservarle per referenza futura.
- PT** Leia as instruções antes do primeiro uso e guarde-as para futura referência.
- PL** Proszę uważnie przeczytać instrukcję obsługi przed pierwszym użyciem, a następnie zachować ją na przyszłość.
- DA** Vær venlig at læse disse instruktioner omhyggeligt inden ibrugtagning og opbevar dem til fremtidig brug.
- EL** Διαβάστε αυτές τις οδηγίες προσεκτικά πριν χρησιμοποιήσετε το προϊόν για πρώτη φορά και φυλάξτε τις για μελλοντική αναφορά.
- F** Lue nämä ohjeet huolellisesti ennen ensimmäistä käyttöä ja säilytä ne myöhempää tarvetta varten.
- NO** Les disse instruksjonene nøye før første gangs bruk, og ta vare på dem for fremtidige oppslag.
- SV** Läs noggrant igenom dessa instruktioner innan du använder produkten för första gången och spara dem för ev. framtida frågor.
- JA** 初めてご使用になる前に、この説明書をよくお読みください。また、本書は将来いつでも参照できるように保管してください。
- ZH** 请在初次使用前仔细阅读这些指示，并保留它们以便未来参考。
- AR** يرجى قراءة هذه التعليمات بدقة قبل البدء بالاستعمال والاحتفاظ بها كمرجع للمستقبل.

- EN** ⚠ **WARNING :**
CHOKING HAZARD. - Small parts.
Not for children under 3 years.
- FR** ⚠ **ATTENTION :**
DANGER D'ÉTOUFFEMENT. - Présence de petits éléments.
Ne convient pas aux enfants de moins de 3 ans.
- ES** ⚠ **ADVERTENCIA :**
RIESGO DE ASFIXIA. - Contiene piezas pequeñas.
No recomendado para niños menores de 3 años.
- DE** ⚠ **ACHTUNG :**
ERSTICKUNGSGEFAHR. - Enthält kleine Teile.
Nicht für Kinder unter 3 Jahren geeignet.

- NL** ⚠ **WAARSCHUWING :**
VERSTIKKINGSGEVAAR. - Bevat kleine onderdelen.
Niet geschikt voor kinderen onder de 3 jaar.
- IT** ⚠ **AVVERTENZA :**
PERICOLO DI SOFFOCAMENTO. - Contiene piccole parti.
Non indicato per bambini sotto i 3 anni.
- PT** ⚠ **ATENÇÃO :**
PERIGO DE ASFIXIA. - Contém peças pequenas.
Não é concebido para crianças de menos de 3 anos.
- PL** ⚠ **OSTRZEŻENIE :**
ZAGROŻENIE ZADŁAWIENIEM. - Małe elementy.
Nie nadaje się dla dzieci poniżej 3 lat.

- DA** ⚠ **ADVARSEL :**
FARE FOR KVÆLNING. - Indeholder smådele.
Ikke til børn under 3 år.
- EL** ⚠ **ΠΡΟΕΙΔΟΠΟΙΗΣΗ :**
ΚΙΝΔΥΝΟΣ ΠΝΙΓΜΟΥ. - Περιέχει μικρά αντικείμενα.
Όχι για παιδιά κάτω των 3 ετών.
- F** ⚠ **VAROITUS :**
TUKEHTUMISVAARA. - Sisältää pieniä osia.
Ei alle 3-vuotiaalle lapsille.
- NO** ⚠ **ADVARSEL :**
KVELNINGSFARE. - Inneholder små deler.
Kun for barn over 3 år.

- SV** ⚠ **VARNING :**
KVÄVNINGSRISK. - Innehåller små delar.
Inte för barn under 3 år.
- JA** ⚠ **警告 :**
のどにつまる危険 小さな部品が含まれています
3歳以下の子供には与えないで下さい。
- ZH** ⚠ **警告 :**
噎住危险。包含有小部件
不适合3岁以下的小孩玩。
- AR** ⚠ **تحذير :**
خطر الاختناق - قطع صغيرة.
غير صالحة للأطفال أقل من 3 سنوات.



Get the free mobile app for your phone
<http://gettag.mobi>

WARNING ! ACHTUNG ! ATENÇÃO ! VAROITUS ! ADVARSEL !
ATTENTION ! WAARSCHUWING ! AVVERTENZA ! ADVARSEL !
ADVERTENCIA ! AVVERTENZA ! ΠΡΟΕΙΔΟΠΟΙΗΣΗ !
O-3



XBOX 360 343 INDUSTRIES

© 2012 MICROSOFT CORPORATION. ALL RIGHTS RESERVED.
MICROSOFT, 343 INDUSTRIES, THE 343 INDUSTRIES LOGO, HALO,
THE HALO LOGO, XBOX, XBOX 360, AND THE XBOX LOGOS, ARE
TRADEMARKS OF THE MICROSOFT GROUP OF COMPANIES.

1

1X
2X 4X
1X

Place temporary pieces.
Colocar las piezas provisionales.
Installer les pièces temporaires.
Provisorische Teile einsetzen.
Instaleer de tijdelijke onderdelen.
Piazzare i pezzi temporanei.
Colocar peças temporárias.

1 2 3

2

1X 1X
1X 1X 1X



3

2X 1X 1X

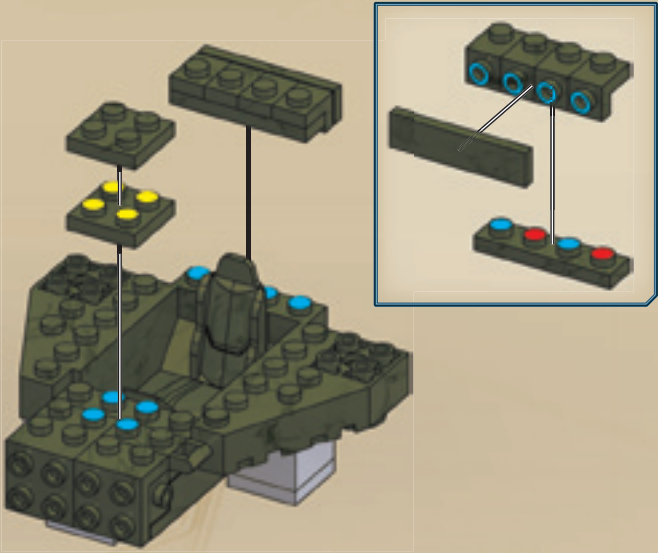
4

1X 1X 1X 1X

17

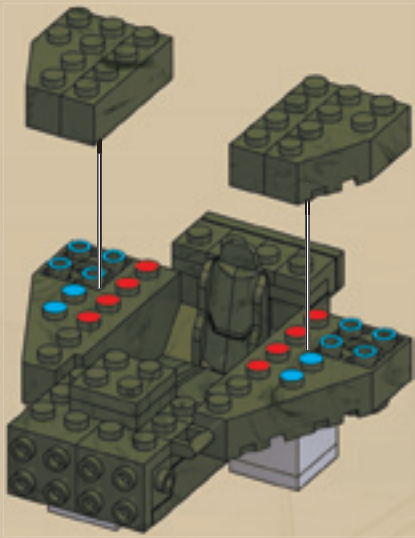
5

4X 1X 1X 2X



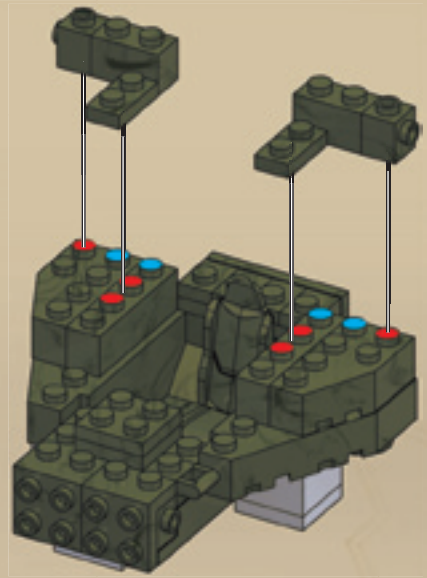
6

2X 1X 1X



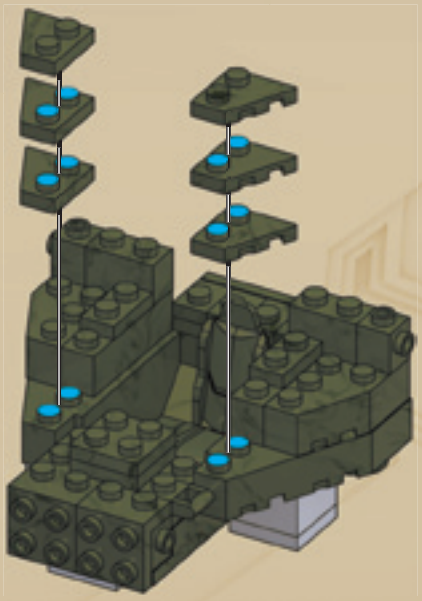
7

2X 2X 2X



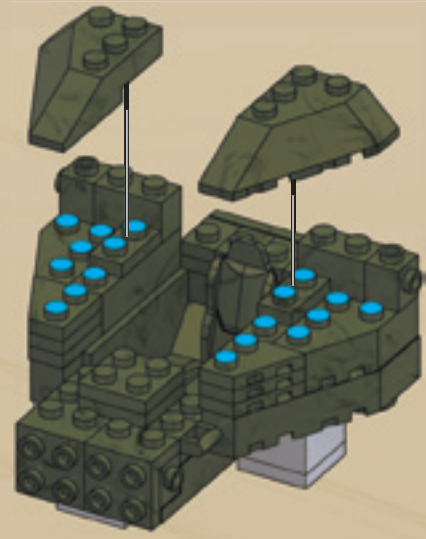
8

3X 3X



9

1X 1X



10

- 2X [1x2x2 Technic Brick with 2 Red Studs]
- 2X [1x2x2 Technic Brick with 2 Blue Studs]
- 2X [1x2x2 Technic Brick with 2 Red Studs]
- 2X [1x2x2 Technic Brick with 2 Blue Studs]
- 4X [1x2x2 Technic Brick with 2 Red Studs]

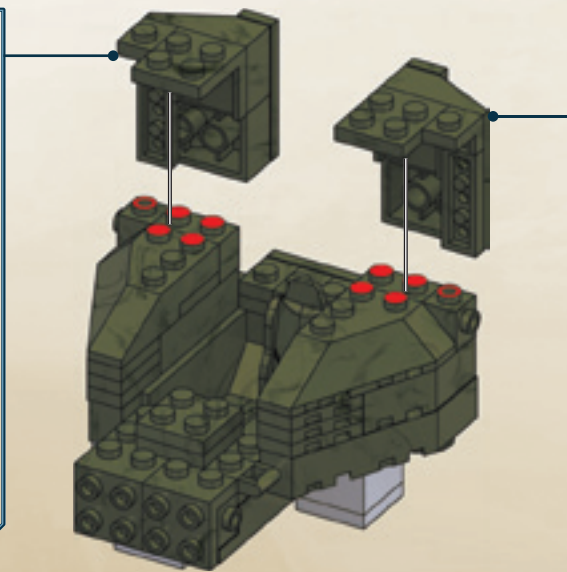


12 **B**

1

2

B



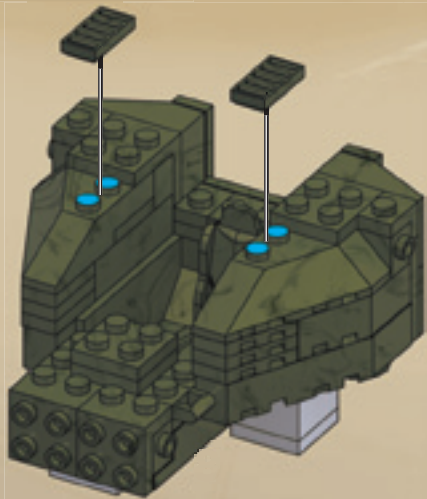
1

2

12

11

- 2X [1x2x2 Technic Brick with 2 Red Studs]

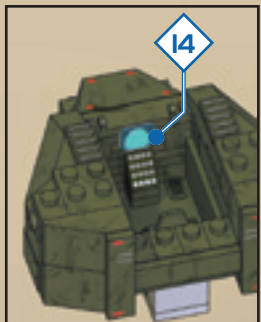


12

- 1X [1x2x2 Technic Brick with 2 Red Studs]
- 1X [1x2x2 Technic Brick with 2 Red Studs]




14



13

- 2X [1x2x2 Technic Brick with 2 Red Studs]
- 1X [1x2x2 Technic Brick with 2 Red Studs]
- 1X [1x2x2 Technic Brick with 2 Red Studs]



14

1X
1X

1X 1X

13

15

Remove temporary pieces.
Retirar las piezas provisionales.
Enlever les pièces temporaires.
Provisorische Teile entfernen.
Verwijder de tijdelijke onderdelen.
Rimuovere i pezzi temporanei.
Retirar peças temporárias.

16

1X

1X

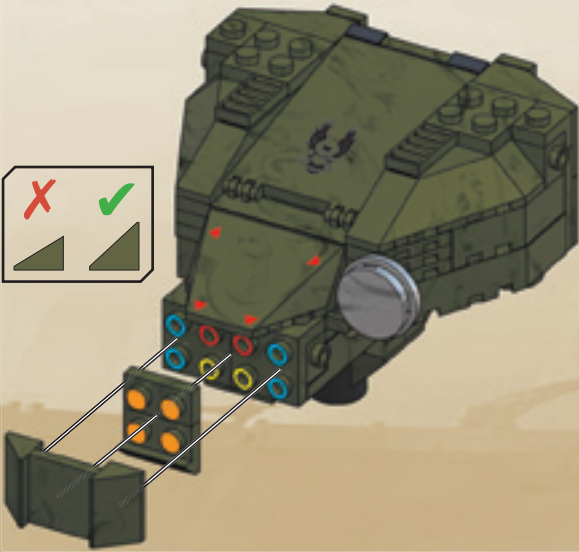

17

4X 1X 1X

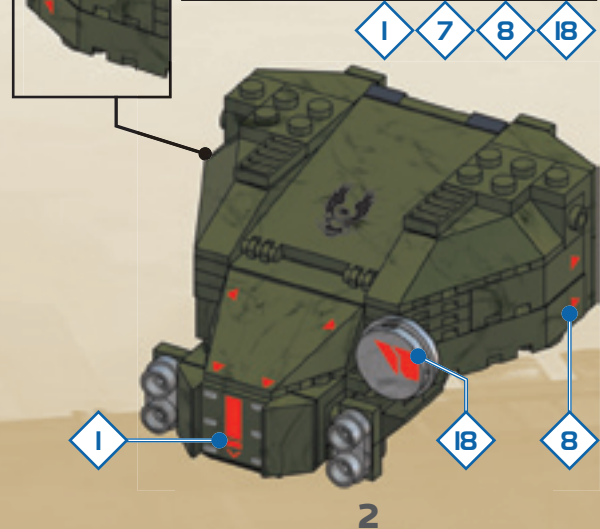

18

2X

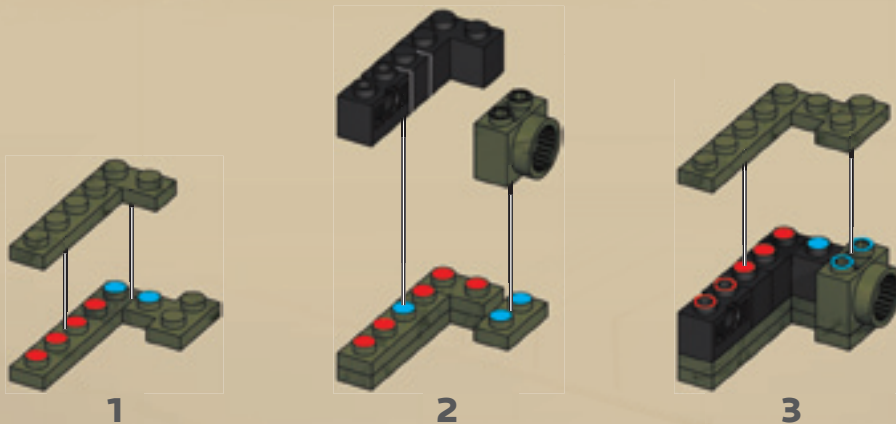
19



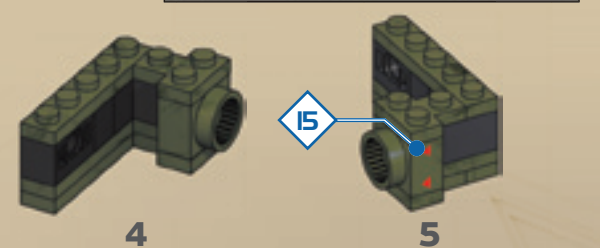
20



21



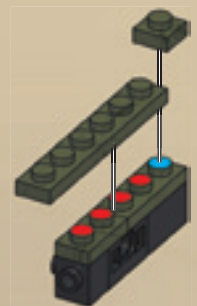
15



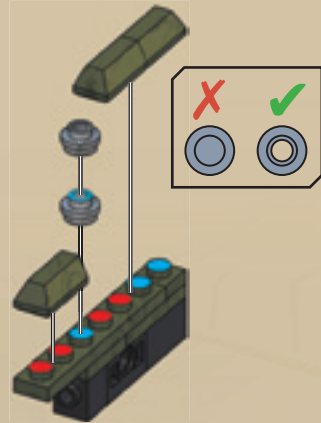
- 4X [Small grey circular piece]
- 3X [Small dark grey rectangular piece]
- 1X [Black axle]
- 2X [Dark grey 2-hole Technic brick]
- 1X [Dark grey 3-hole Technic brick]
- 1X [Grey axle pin]
- 1X [Black axle]
- 1X [Grey axle pin]
- 1X [Black axle]
- 2X [Black chain link]
- 1X [Black axle]
- 1X [Black axle]
- 1X [Black axle]
- 6X [Dark grey 6-hole Technic brick]
- 1X [Dark grey 3-hole Technic brick]
- 2X [Dark grey 11-hole Technic brick]



1



2



3



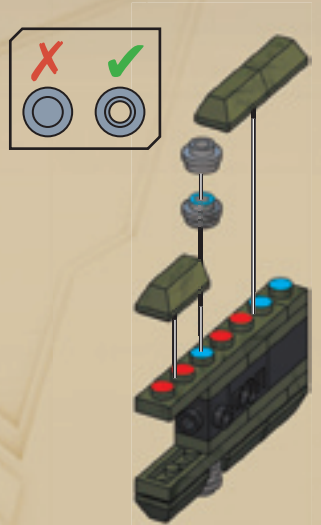
4



5



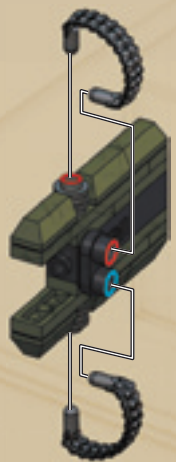
6



7



9



10



11



12



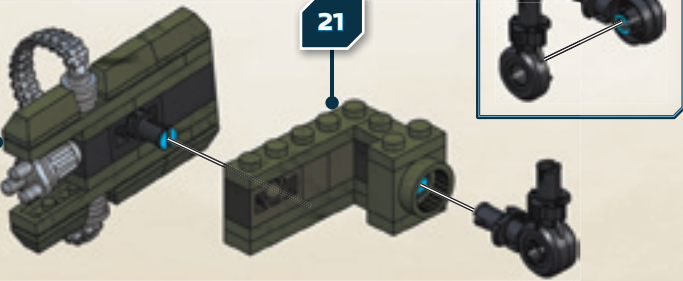
23




1X 1X

21

22




1




2

24

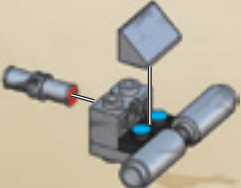


1X 1X 3X 4X 4X
3X 1X 2X 1X 6X


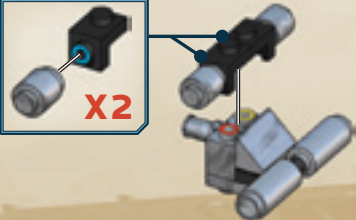
1




2



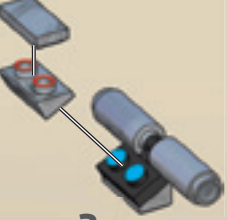
3



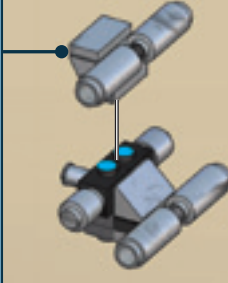
1




2



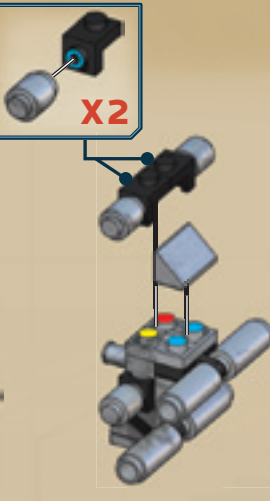
3



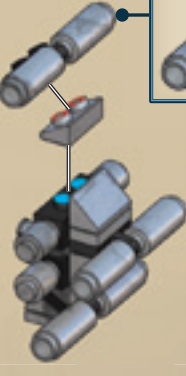
4




5




6



7

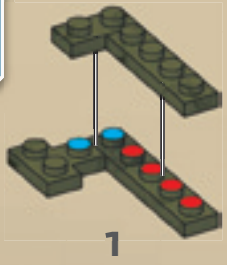


8

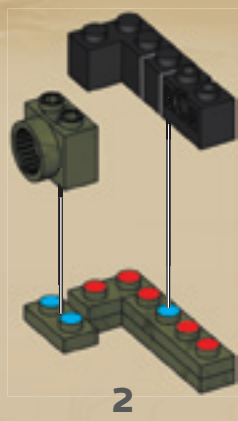


9

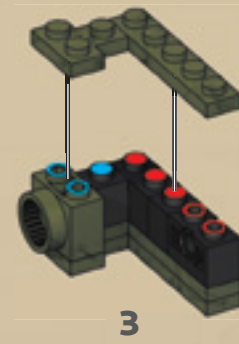
25



1



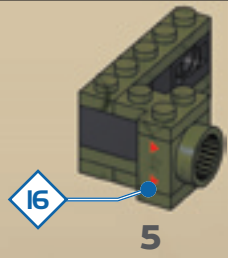
2



3



4



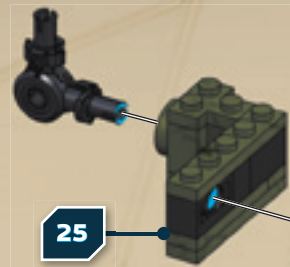
16

5

16



26

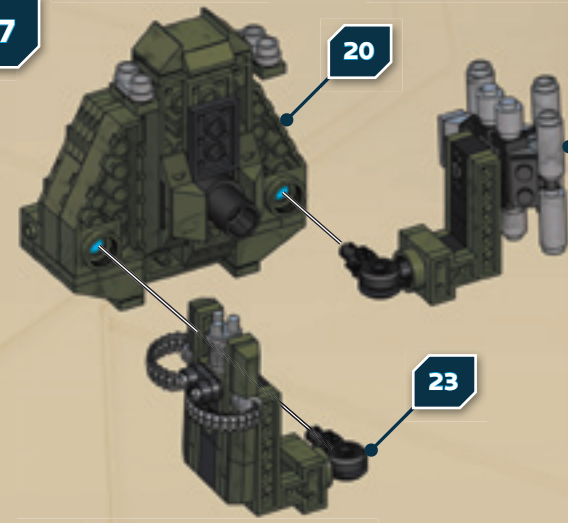


25

24

1

27



20

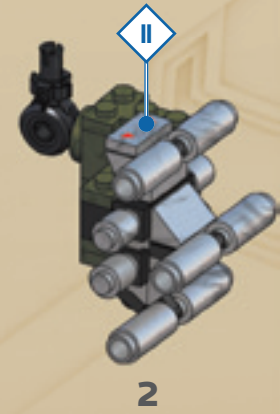
26

23


1



||



2



2

13

28



1



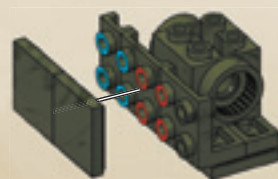
2



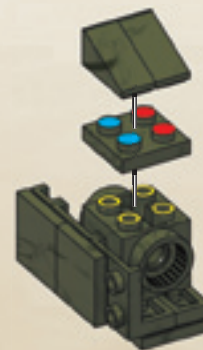
3



4




5




6



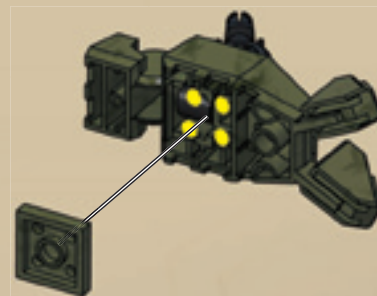
29



1



2



3



4

30

- 2X
- 1X
- 2X
- 1X
- 2X
- 1X
- 1X
- 1X
- 2X
- 1X
- 2X
- 2X
- 1X

Step 30 assembly diagrams showing four stages (1-4) of building a grey mechanical component. Stage 1 shows a base with colored pins (yellow, red, blue, orange) being inserted into a grey plate. Stage 2 shows a grey 1x6 Technic beam being attached to the base. Stage 3 shows a grey 1x6 Technic beam being attached to the other side of the base. Stage 4 shows the final assembly with a brown axle and a grey 1x2 Technic beam attached to the end.

31

- 1X
- 1X
- 1X
- 1X
- 1X

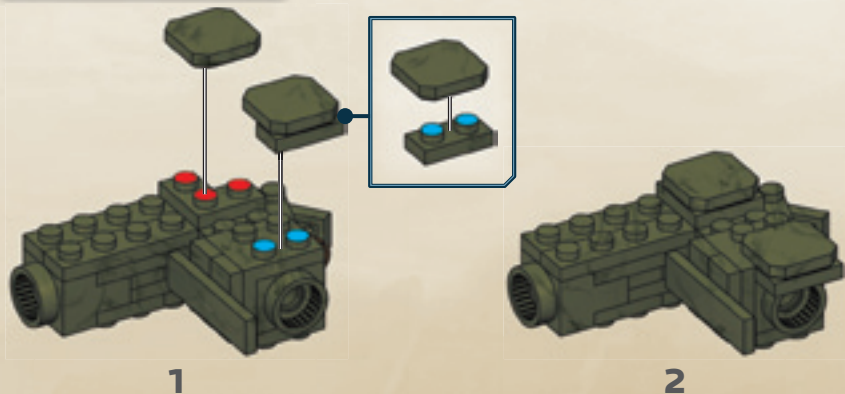
Step 31 assembly diagrams showing two stages (1-2) of building a grey mechanical component. Stage 1 shows a grey 1x2 Technic beam being attached to a base with colored pins. Stage 2 shows a grey 1x2 Technic beam being attached to the other side of the base. A callout box shows a grey 1x2 Technic beam being attached to a grey 1x2 Technic beam.

32


- 1X
- 2X
- 1X
- 1X
- 1X
- 1X

Step 32 assembly diagrams showing three stages (1-3) of building a grey mechanical component. Stage 1 shows a grey 1x2 Technic beam being attached to a base with colored pins. Stage 2 shows a grey 1x2 Technic beam being attached to the other side of the base. Stage 3 shows the final assembly with a grey 1x2 Technic beam attached to the end. A callout box shows a grey 1x2 Technic beam being attached to a grey 1x2 Technic beam.

33



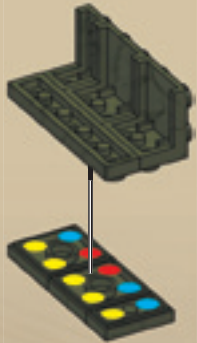

34



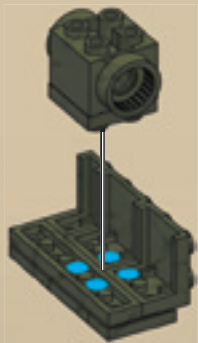
35



36



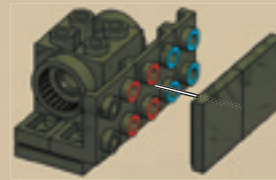
1



2



3



4




5

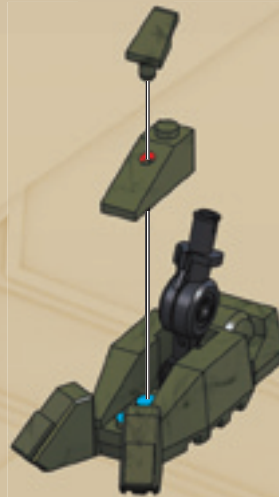


6


37



1



2





3



4

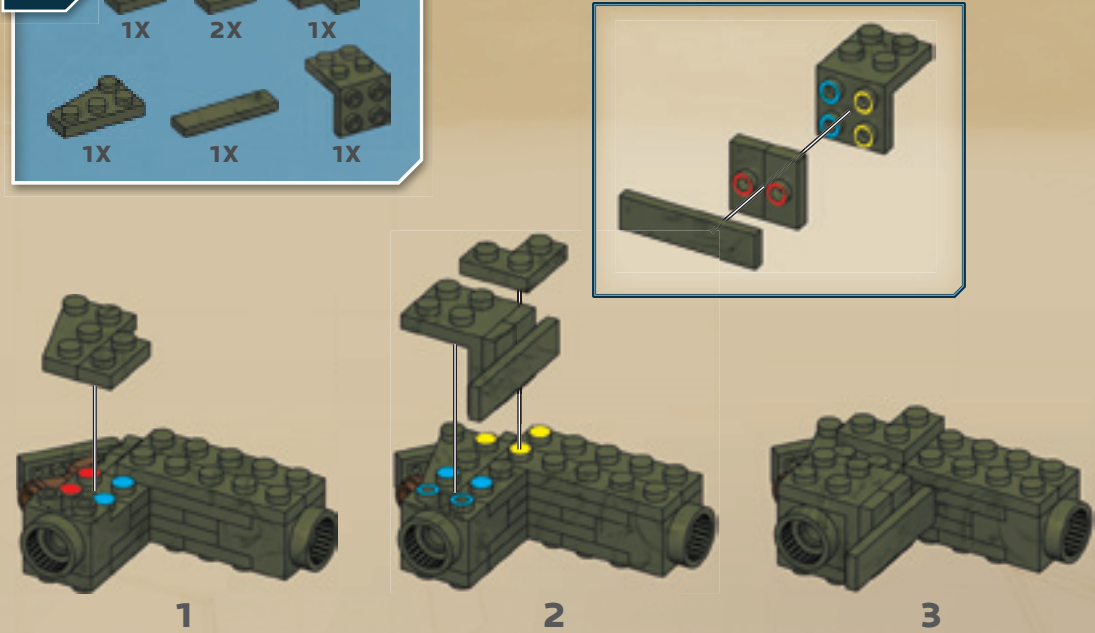
38



39




40



41

1X 2X



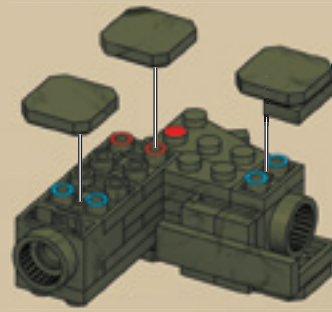
1



2

42

1X 3X



1




2

43

2X

2X 1X



1



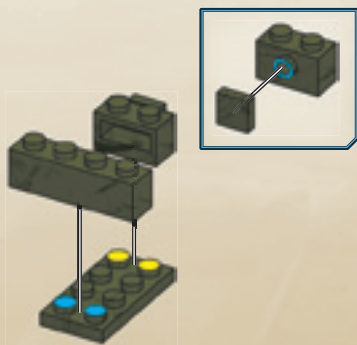
2




3



4



1



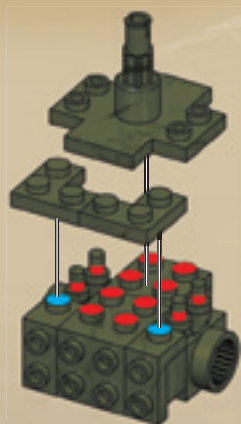
2



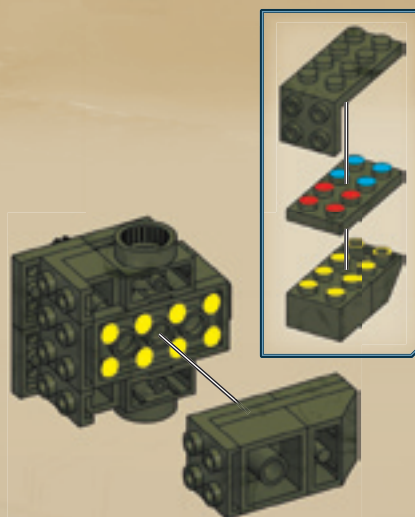
3



4



5



6




7

45

- 4X
- 1X
- 2X
- 1X
- 1X
- 1X
- 1X

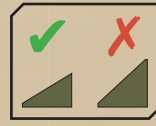
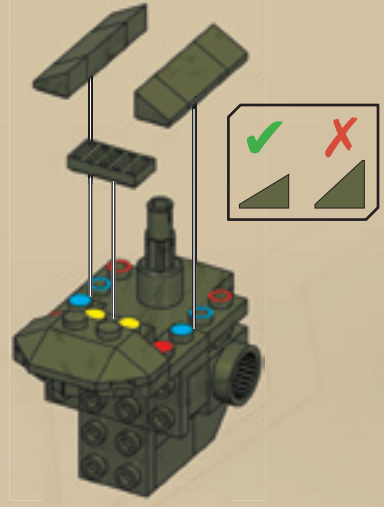


3



44

4



5



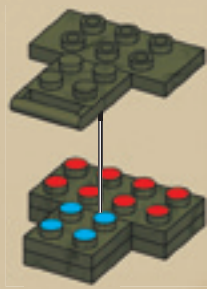
6

46

- 2X
- 2X
- 1X
- 3X
- 2X
- 1X
- 1X
- 1X
- 1X
- 2X
- 1X
- 1X



1



2



3




4



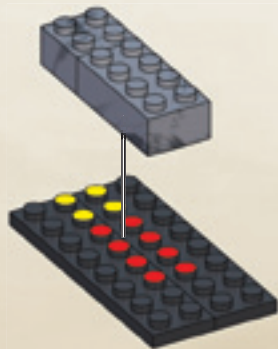
5



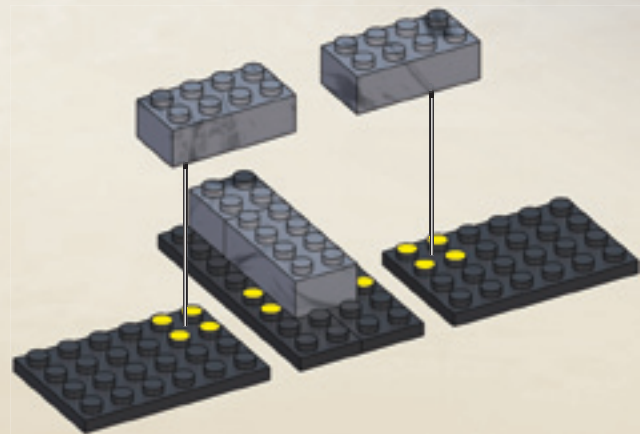


DOCKING STATION!
 ESTACION DE CONEXION!
 STATION D'ARRIMAGE!
 ANDOCKSTATION! - DOCKINGSTATION!
 DOCKING STATION! - ESTIÇÃO DE CONEXÃO!

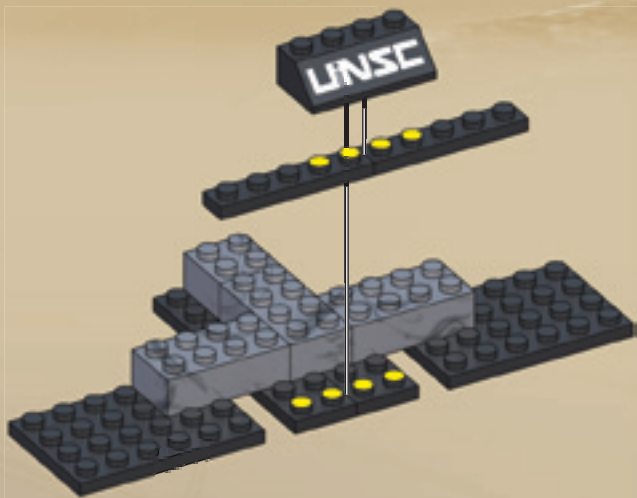
49



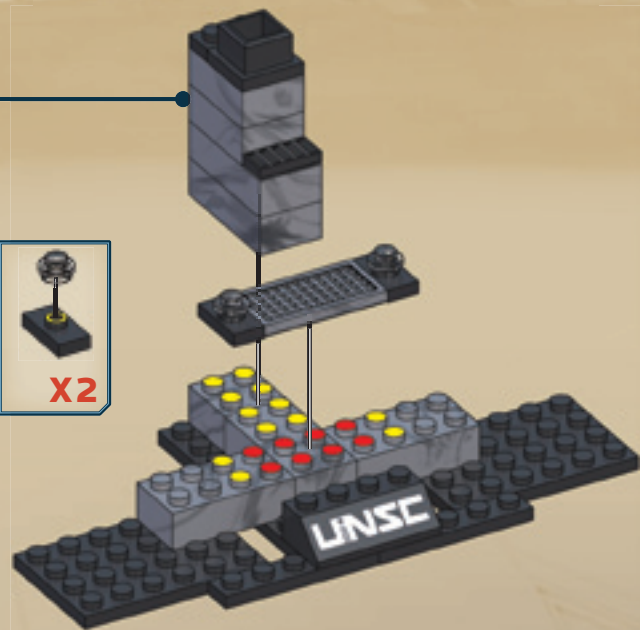
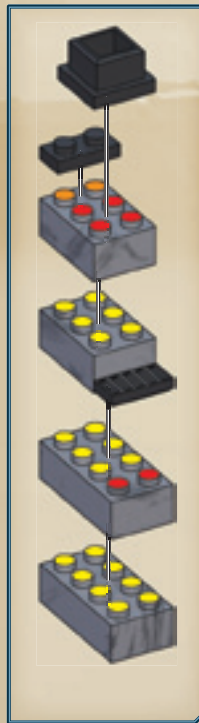
50



51



52




53



22X



X4



54



2X



4X



X2




21 22



21

22




55




2X




2X



2X




56




2X







2X



X2





HALO

UNSC MANTIS

The UNSC Mantis is the new multi-purpose battle mech that can turn anyone into an unstoppable one-man army. Its reinforced front facing armor helps protect of the UNSC Spartan Warrior inside, while the heavy machine gun and 5-tube missile launcher makes short work of enemy units.

Mantis de CENU

El mantis de CENU es la nueva mecha multipropósito que puede convertir a cualquiera en un imparable ejército de un solo hombre. Su armadura delantera reforzada ayuda a proteger al guerrero CENU Spartan que se encuentra dentro, mientras que la ametralladora pesada y un lanzador de misiles de 5 tubos eliminan a las unidades enemigas en poco tiempo.

Mantis du CSNU

Le Mantis du CSNU est le nouveau robot de combat polyvalent capable de transformer n'importe quel soldat en armée redoutable. Son armure frontale renforcée aide à protéger le Guerrier Spartan du CSNU à l'intérieur, tandis que la mitrailleuse de haut calibre et le lance-missiles à 5 tubes anéantissent rapidement les forces ennemies.

VNWK Mantis

Der VNWK Mantis ist der neue Mehrzweck-Kampf-Mech, der jeden in eine unaufhaltbare Ein-Mann-Armee verwandeln kann. Seine verstärkte Frontrüstung trägt zum Schutz des VNWK Spartan im Inneren bei, während das schwere Maschinengewehr und der 5-Rohr-Raketenwerfer mit gegnerischen Einheiten kurzen Prozess macht.

UNSC Mantis

De UNSC Mantis is het nieuw veelzijdig gevechtsmechanisme dat iedereen verandert in een onstuitbaar eenmansleger. Zijn krachtige wapenuitrusting beschermt de UNSC Spartan-rijder, terwijl het zware machinegeweer en de raketlanceerder met 5 raketwerpers korte metten maakt met vijandelijke eenheden.

Mantis UNSC

Il Mantis UNSC è il nuovo mech da battaglia multiscopo che permette a chiunque di diventare un inarrestabile esercito formato da un solo uomo. L'armatura anteriore rinforzata protegge il Guerriero Spartan UNSC al suo interno, mentre la mitragliatrice pesante e il lanciamissile composto da 5 tubi di lancio permettono di liquidare le unità nemiche.

Mantis da UNSC

O Mantis da UNSC é o novo mecanismo de batalha multiscopo que transforma qualquer um em um exército incontrolável de um homem só. Sua armadura de frente reforçada ajuda a proteger o Guerreiro UNSC Spartan que estiver dentro, enquanto a pesada máquina de tiros e lançador de mísseis de 5 tubos avassalam o trabalho das unidades inimigas.



FULLY POSEABLE!
TOTALMENTE FLEXIBLE
Y MOLDEABLE!
ENTIÈREMENT ARTICULÉ!

VOLLEBEGRIJF
ALLENHET ZELF OP TE STELLEN
COMPLETAMENTE INDOCATO
TOTALMENTE ARTICULABEL



MEGA BLOKS® CAMO EFFECT
EFECTO CAMO MEGA BLOKS
EFFET CAMO MEGA BLOKS

MEGA BLOKS CAMO EFFECT!
MEGA BLOKS CAMO EFFECT!
EFFETTO CAMO MEGA BLOKS!
EFFETTO CAMO MEGA BLOKS!



DOCKING STATION!
ESTACION DE CONEXIÓN!
STATION D'ARRIMAGE!
ANDOCKSTATION - DOCKINGSTATION
DOCKING STATION - ESTACIÓN DE CONEXIÓN



NEW / NUEVO / NOUVEAU /
NEU / NIEUW / NUOVO / NOVO

UNSC SPARTAN WARRIOR

- Guerrero Spartan de UNSC
- Guerrier Spartan du CSNU
- UNSC Spartan Krieger
- UNSC Spartan-rijder
- UNSC Spartan Guerriero
- Guerreiro Spartan da UNSC



96993

97083

97110

97088

UNSC INTEL



Collect them all! - Colecciónalos todos! - Collectionne-les tous!
Het sie die alle! - Verzamel ze allemaal! - Collezzioni tutti! - Coleccione todos eles!



©2012, MEGA Brands Inc.
& TM MEGA Brands Inc.

Printed in Canada D971151A

halo.megabloks.com